

GO GUICE OFFSHORE

170 CLASS DP1 MULTI-PURPOSE VESSEL M/V GO EXPLORER



HULL SPECIFICATIONS

Length:	170'
Beam:	36'
Depth:	11'6"
Draft Max:	10'
Clear Deck:	112" x 30.5

CAPACITIES

Deck Cargo:	925 LT
Deck Strength:	4,233 usg
Potable Water:	60,686 usg / 132,254 usg*
Fuel:	63,864 usg
Ballast Water:	63,864 usg
Liquid Mud:	1,704 bbls
Dry Bulk:	N/A

* Fuel capacity when utilizing Liquid Mud tanks

PROPULSION

Main Engines:	2 x KTA 38MO
Total HP:	1,700 HP
Generators:	Twin Disc
Bow Thruster:	2 x 316kW
Stern Thruster:	500 HP, Electric Driven
Rudders:	2 Fishtail Type (65° Turn)

PERFORMANCE

Survey Speed	4 kts	30 gph
Cruise	9 kts	70 gph
Max	11 kts	80 gph

ACCOMODATIONS

Certified to Cary:	24
Cabins / Berths	10 / 24
Walk in Cooler:	Yes
Walk in Freezer:	Yes

ELECTRONICS

Radars:	2 x Furuno
Auto Pilot:	MT
GPS (Navigation):	Yes
Echo Sounder:	Yes
VHF Radios:	Yes x 3
Dynamic Positioning:	MT-DP1
DP Reference System:	GPS
Electronic Plotter:	Yes
Sat Communication:	Vsat / Direct TV
GMDSS:	Yes

SPECIAL EQUIPMENT

Removable side bulwarks:	Yes
Transom:	Open, 22' Wide
Capable of zero discharge:	Yes
A-Frame:	Optional Transom Mount

DOCUMENTATION

Flag:	US, International Service Sub L and I ON 1204054
Class:	ABS Loadline
Builder:	C&C Marine & Repair
Delivery Date:	2007

GO GUICE OFFSHORE

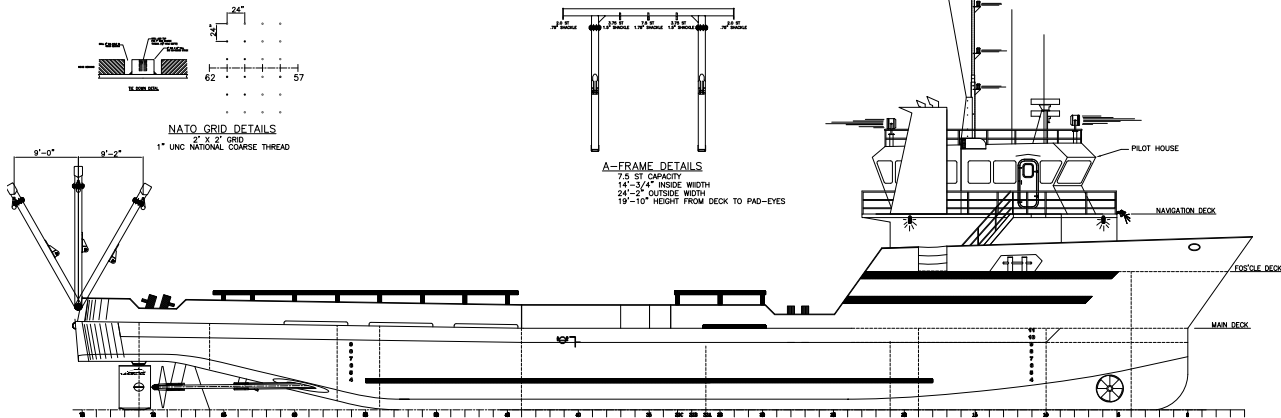
170 CLASS DP1 MULTI-PURPOSE VESSEL M/V GO EXPLORER

TANK CAPACITIES

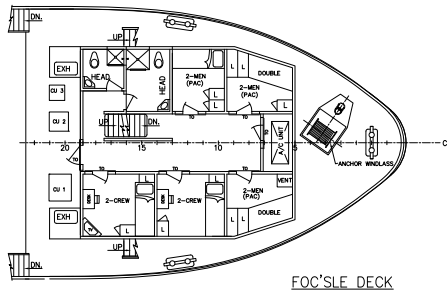
LIQUID	VOLUME (US GAL)
FUEL OIL	60,656
POTABLE WATER	4,233
HYDRAULIC OIL	319
GEAR OIL	463
LUBE OIL	369
DIRTY OIL	986
DIRTY OIL	986
CARGO WATER	76,154
LIQUID MUD	1,704
SEWAGE	1,461

PRINCIPAL CHARACTERISTICS

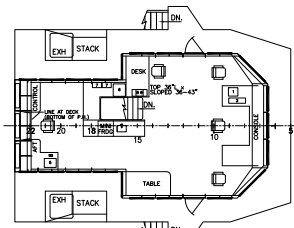
LOA	164'-0"
LBP	147'-0"
BEAM	36'-0"
DEPTH	11'-6"



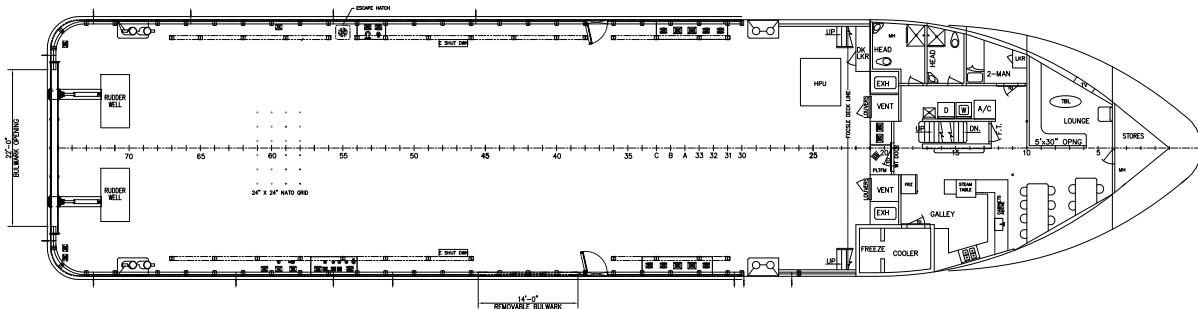
OUTBOARD PROFILE



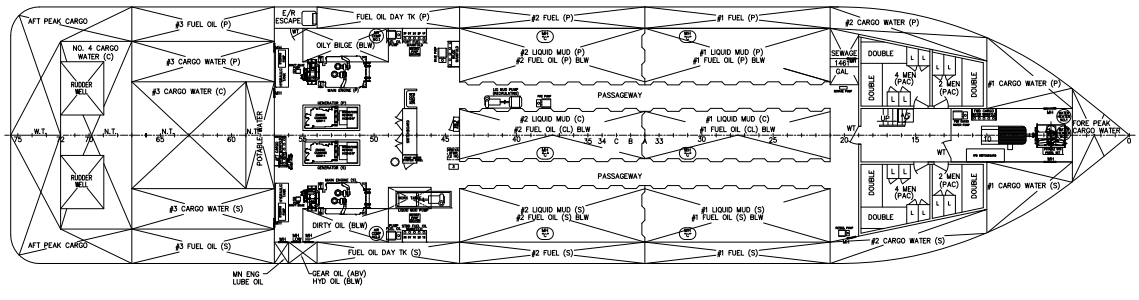
FOC'SLE DECK



NAVIGATION DECK



MAIN DECK



BELOW MAIN DECK